





		North America	Europe	South America	Rest of World	Worldwide
	Tractors	0-140 HP <i>Flat</i>	<i>Flat - 5%</i>	<i>Flat - 5%</i>	<i>(5%) - Flat</i>	<i>Flat</i>
		140+ HP <i>~15%</i>				
	Combines	<i>~10%</i>	<i>Flat - 5%</i>	<i>Flat - 5%</i>	<i>Flat - 5%</i>	<i>Flat - 5%</i>
	Light	<i>Flat - 5%</i>	<i>Flat - 5%</i>	<i>Flat - 5%</i>	<i>(10%) - (5%)</i>	<i>(5%) - Flat</i>
	Heavy	<i>Flat - 5%</i>	<i>Flat - 5%</i>	<i>Flat - 5%</i>	<i>(10%) - (5%)</i>	<i>(10%) - (5%)</i>

NOTE: Total Industry Volume % change FY 2022E vs. FY 2021 reflecting aggregate for key markets where Company competes
Regional split definition in Appendix